



BC Assembly of First Nations

November 17, 2020

Agenda

- Auditors' report
- Financial statement review
- Financial information for the six month period ended September 30, 2020
- Questions

Auditors' report

- Issued a clean Independent Auditors' Report
- Annual inquiries
 - Micaela Roque, Audit Partner mroque@kpmg.ca

Financial Assets - March 31, 2020

Statement of Financial Position

	2020	2019
Cash	\$ 2,180,333	\$ 1,185,782
Accounts receivable	\$ 686,098	\$ 1,061,804
Total financial assets	\$ 2,866,431	\$ 2,247,586

Non-Financial Assets - March 31, 2020

Statement of Financial Position

	2020	2019
Tangible capital assets	\$ 331,847	\$ 365,865
Prepaid expenses	\$ 19,069	\$ 17,840
Total non-financial assets	\$ 350,916	\$ 383,705

Financial Liabilities - March 31, 2020

Statement of Financial Position

	2020	2019
Accounts payable and accrued liabilities	\$ 617,811	\$ 661,811
Deferred revenue	\$ 2,102,998	\$ 1,606,029
Long-term debt	\$ 157,893	\$ -
Total financial liabilities	\$ 2,878,702	\$ 2,267,840

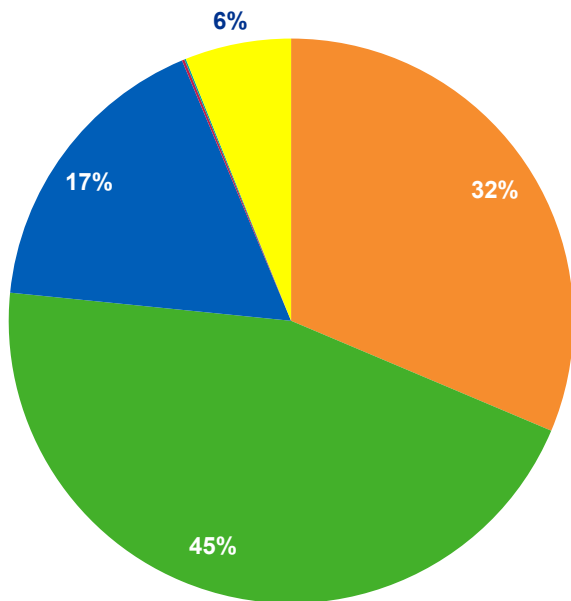
Results for the 2020 Fiscal Year

Statement of Operations

	Budget 2020	Actual 2020	Actual 2019
Revenues	\$ 6,050,721	\$ 4,065,234	\$ 3,629,479
Expenses	\$ 6,050,721	\$ 4,090,040	\$ 3,452,997
Annual (deficit) surplus	\$ -	\$ (24,806)	\$ 176,482

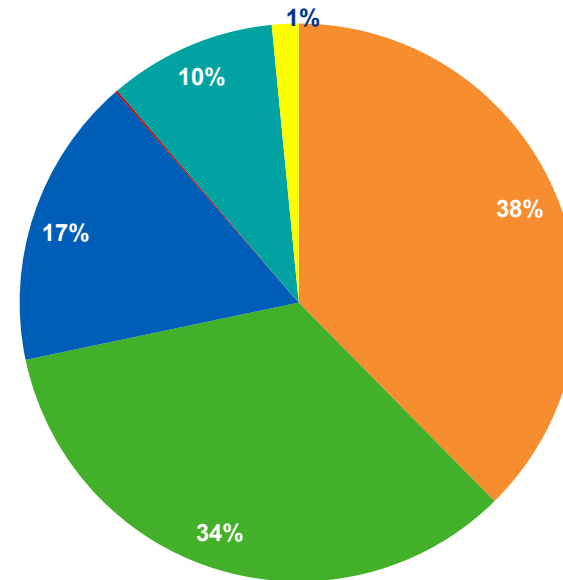
Revenue - 2020 vs. 2019

Revenue - 2020



- Indigenous Services Canada
- Ministry of Indigenous Relations and Reconciliation
- Assembly of First Nations
- Other income
- Donations and sponsorship
- Union of British Columbia Indian Chiefs

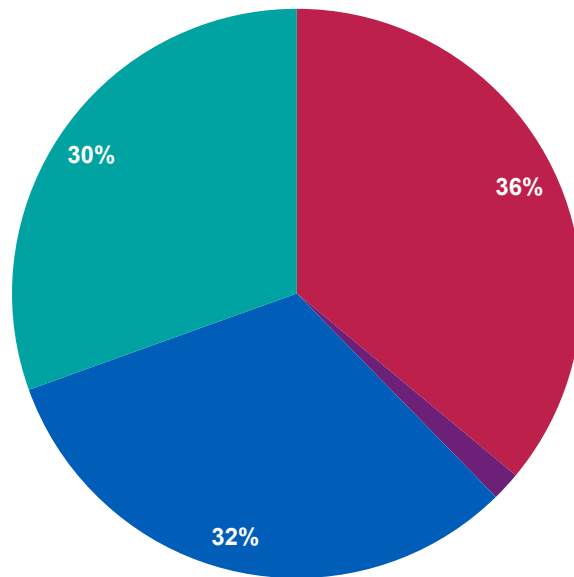
Revenue - 2019



- Indigenous Services Canada
- Ministry of Indigenous Relations and Reconciliation
- Assembly of First Nations
- Other income
- Donations and sponsorship
- Union of British Columbia Indian Chiefs

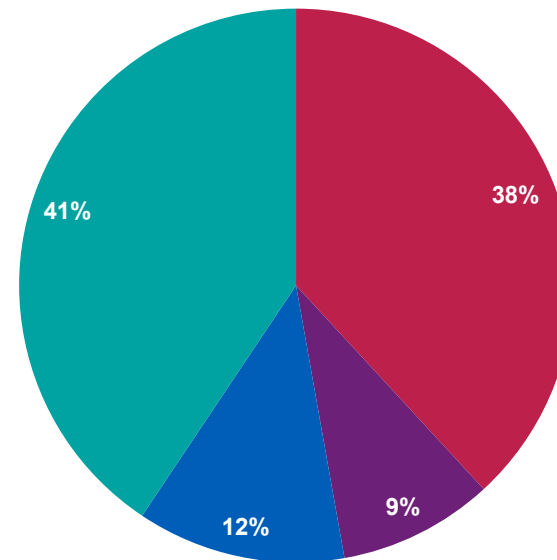
Expenses by Function - 2020 vs. 2019

Expenses by Function - 2020



- Administration
- Cultural events
- Legislation
- Policy development

Expenses by Function - 2019



- Administration
- Cultural events
- Legislation
- Policy development

Statement of Financial Position - September 30, 2020 (unaudited)

Cash	\$	2,827,436
Accounts receivable	\$	990,632
Total financial assets	\$	3,818,068
Accounts payable and accrued liabilities	\$	311,192
Long-term debt	\$	141,030
Total liabilities	\$	452,222
Tangible Capital Assets	\$	301,196
Prepaid expenses and deposits	\$	12,568
Total non-financial assets	\$	313,764
Accumulated surplus	\$	3,679,610

Results for the six month period ended September 30, 2020

Statement of Operations (unaudited)

Indigenous Services Canada ("ISC")	\$ 977,958
Ministry of Indigenous Relations and Reconciliation ("MIRR")	\$ 3,199,405
Assembly of First Nations ("AFN")	\$ 713,000
Other Income	\$ 11,400
Total Revenue	\$ 4,901,763
Administration	\$ 554,080
Legislation	\$ 446,140
Policy development	\$ 560,578
Total Expenses	\$ 1,560,798
Surplus	\$ 3,340,965

Questions on the financial statements?





kpmg.ca



© 2017 KPMG LLP, a Canadian limited liability partnership and a member firm of the KPMG network of independent member firms affiliated with KPMG International Cooperative (“KPMG International”), a Swiss entity. All rights reserved. The KPMG name and logo are registered trademarks or trademarks of KPMG International.

The information contained herein is of a general nature and is not intended to address the circumstances of any particular individual or entity. Although we endeavour to provide accurate and timely information, there can be no guarantee that such information is accurate as of the date it is received or that it will continue to be accurate in the future. No one should act on such information without appropriate professional advice after a thorough examination of the particular situation.